

Connecting to Suffolk University's wireless WPA2 networks on MacOS X

This Quickstart Guide will help you to connect to WPA2, Suffolk University's secured wireless Network for faculty, staff and students. Students will need their Suffolk username and password to access **SU_Student_WPA2**. Faculty and staff must use their Suffolk desktop username and password to access **SU_Staff_WPA2**.

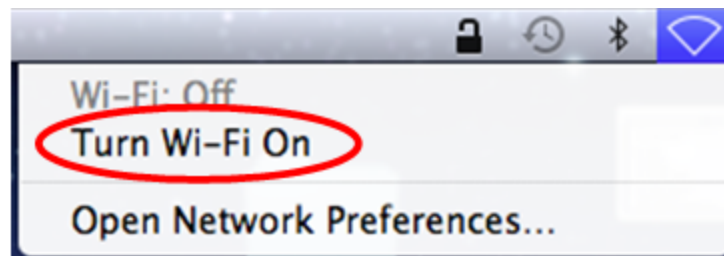
University Computer Policy

Suffolk University computing resources referenced by this document are bound by the [University Acceptable Use Policy](#).

Note

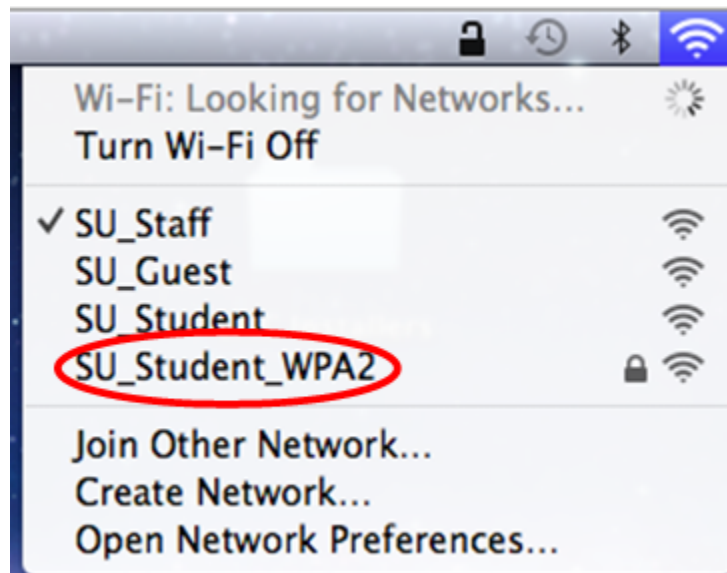
If you are running MacOS 10.5, please see the separate [Connecting to Suffolk University's wireless WPA2 networks on MacOS X document](#).

Step 1



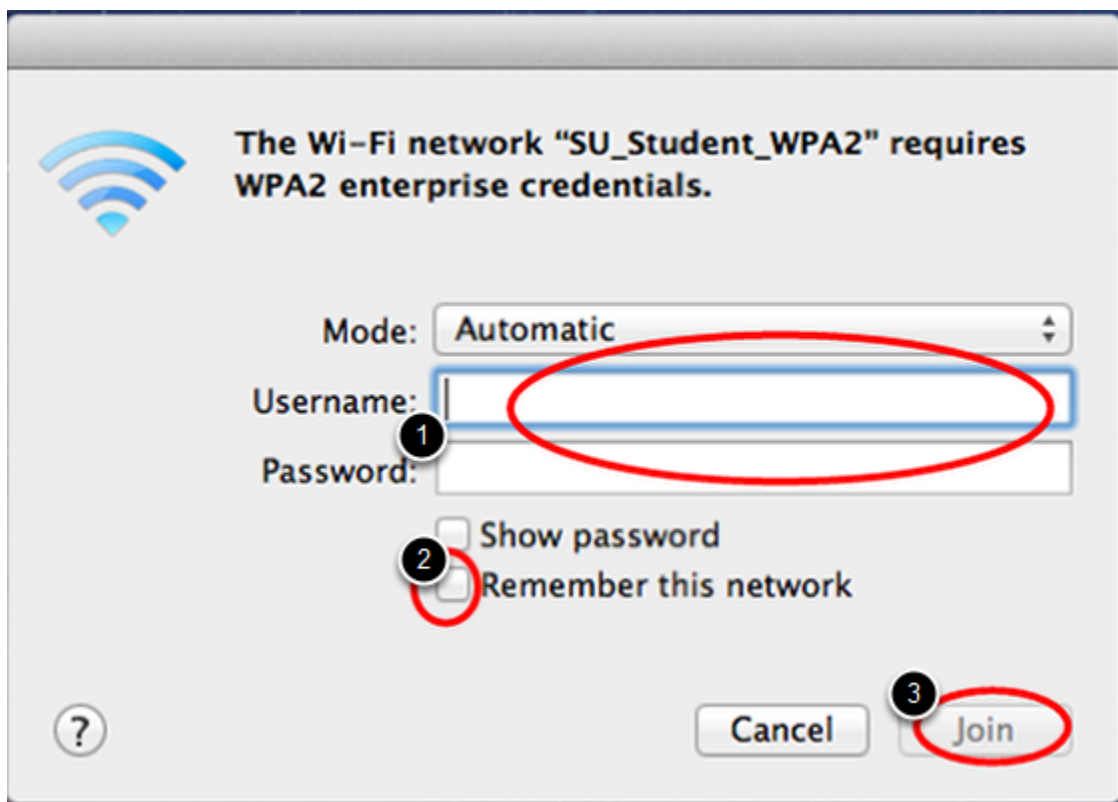
On the Mac OSX desktop, click the wireless icon on the upper right hand side of the screen. Click on "Turn Wi-Fi On" if "Wi-Fi Off".

Step 2



On the Mac OSX desktop, click the wireless icon on the upper right hand side of the screen. Select **SU_Student_WPA2** or **SU_Staff_WPA2** from the menu that appears.

Step 3



When the login window appears:

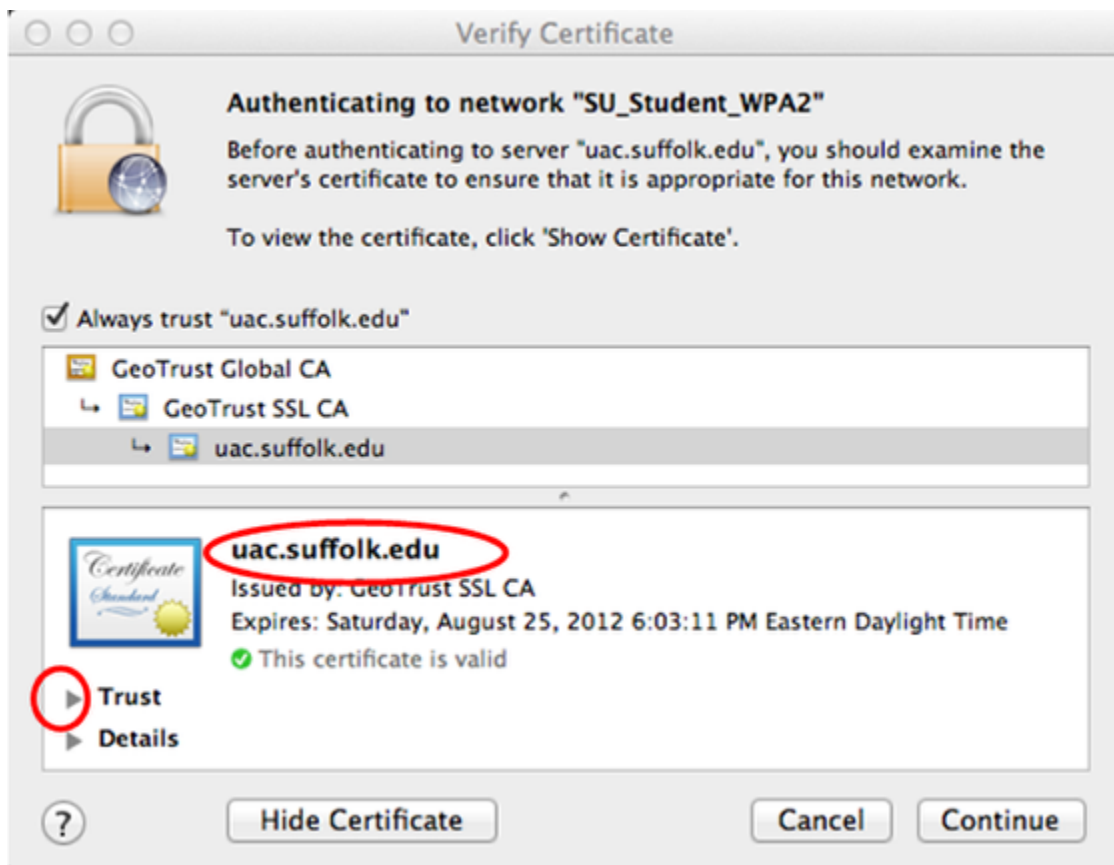
1. Students must enter their Suffolk email username (without the @suffolk.edu) and password; faculty and staff must enter their Suffolk desktop login username and password.
2. Check *Remember this network*
3. Click *Join*

Step 4



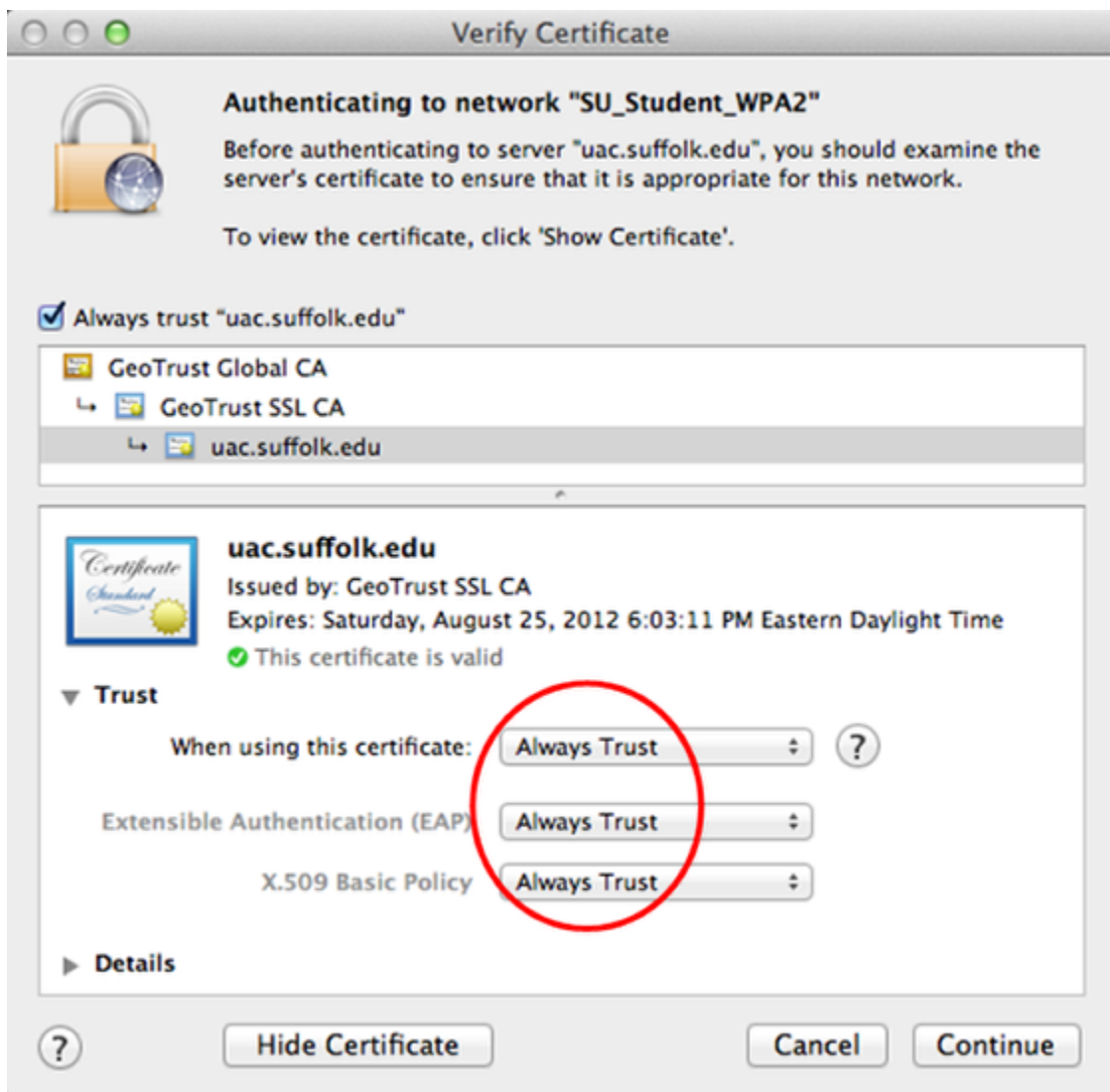
When the authentication certificate appears, click the "Show Certificate" button. Verify that it says it is from "uac.suffolk.edu".

Step 5



When the window expands, click the arrow next to "Trust."

Step 6



In the drop-down menu next to "When using this certificate": select the "Always Trust" option. Make sure that the other drop-down menus have the "Always Trust" option displayed, and then click the "Continue" button.

After following these steps, whenever your computer detects **SU_Student_WPA2** or **SU_Staff_WPA2** you will be able to connect automatically.

Finished!

You should now be connected to the **SU_Student_WPA2** or **SU_Staff_WPA2** wireless network.

If you are still unable to connect after following the above instructions, please contact the Help Desk at (617) 557-2000 or email helpdesk@suffolk.edu.